

Investor Presentation

Building Gold Resources in the
Historic Klondike Goldfields

January 2022



KG | TSX Venture Exchange

LBDP | Frankfurt Exchange

KDKGF | US OTC Exchange



Forward Looking Statements | Cautionary Disclaimer

- Statements contained in these following slides and accompanying oral presentation contain certain forward-looking statements within the meaning of the United States Private Securities Litigation Reform Act of 1995 and forward looking information within the meaning of the Securities Act (Ontario) and similar legislation in other jurisdictions. Forward-looking statements can be identified by the use of words such as “plans”, “expects” or “does not expect”, “is expected”, “budget”, “scheduled”, “estimates”, “forecasts”, “intends”, “anticipates” or “does not anticipate”, or “believes”, or variation of such words and phrases or state that certain actions, events or results “may”, “could”, “should”, “would”, “might” or “will” be taken, occur or be achieved. Forward-looking statements involve known and unknown risks, uncertainties and other factors which may cause the actual results, performance or achievements of Klondike Gold Corp. (“Klondike Gold”) to be materially different from any future results, performance or achievements expressed or implied by the forward-looking statements. These forward-looking statements include estimates, forecasts, and statements as to management’s expectations with respect to, among other things, business and financial prospects, growth potential, the size, quality and timing Klondike Gold’s exploration and possible development projects, mineral reserves and mineral resources, future trends, plans, strategies, objectives and expectations.
- These forward-looking statements involve numerous assumptions, risks and uncertainties and actual results may vary materially. These statements are based on a number of assumptions, including, but not limited to, assumptions regarding general business and economic conditions, interest rates, the supply and demand for, inventories of, and the level and volatility of prices of gold, silver, zinc, lead, or copper, the availability of financing for Klondike Gold’s programs on reasonable terms, the accuracy of Klondike Gold’s resource estimates (including, with respect to size, grade and recoverability) and the geological, operational and price assumptions on which economic resource models are based, the resolution of environmental permitting and other proceedings, the capacity to obtain qualified personnel, consultants, and contractors and the future operational financial performance of the company generally. The foregoing list of assumptions is not exhaustive.
- Events or circumstances could cause actual results to differ materially. Such events include, among others, unanticipated developments in business and economic conditions in the principal markets for commodities and/or financial instruments, changes in the supply, demand, and prices for metals and other commodities, the actual results of exploration activities, conclusions of economic evaluations, uncertainty in the estimation of ore reserves and mineral resources, changes in project parameters as plans continue to be refined, changes in economic and political stability in jurisdictions where Klondike Gold has business interests, environmental risks and hazards, legal disputes, increased infrastructure and/or operating costs, labour and employment matters, and government regulation as well as those factors discussed in the section entitled “Risk Factors” in Klondike Gold’s Annual and Quarterly Reports and associated financial statements, Management Information Circulars and other disclosure documents filed with Canadian securities regulators. Although Klondike Gold has attempted to identify important factors that could cause actual results to differ materially, there may be other factors that cause results not to be as anticipated, estimated or intended. There can be no assurance that such statements will prove to be accurate as actual results and future events could differ materially from those anticipated in such statements. Klondike Gold disclaims any intention or obligation to update or revise any forward-looking statements, whether as a results of new information, future events or otherwise. Accordingly readers/listeners should not place undue reliance on forward-looking statements.

Company Overview

About Klondike Gold Corp.

Klondike Gold Corp. is a Vancouver-based gold exploration company currently advancing its 100% owned Klondike District Gold Project

Flagship Project

Klondike District Project: resource-stage project situated in the Yukon Territory, one of the top mining jurisdictions in the world. The Project targets gold associated with district-scale orogenic faults along the 55-kilometer length of the famous Klondike Goldfields placer district.


Opportunity

To date, multi-kilometer gold mineralization has been identified at both the Lone Star and Stander trends, among other targets.



Investment Story | Klondike Gold Rush 1896-1899

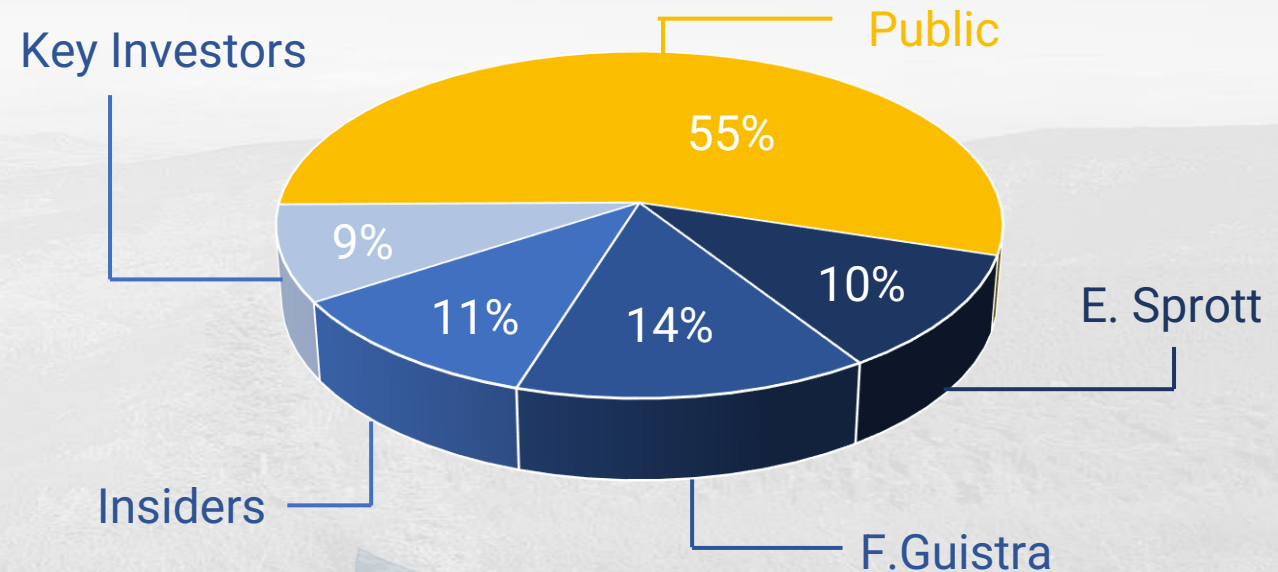
- The Klondike Gold Rush of 1896 is still the most iconic gold rush in the world with over 20M gold ounces extracted. More than 125 years later, Klondike Gold is ready for similar success with its pipeline of structural targets, deep prospects, and high-grade potential
- Exploration successes advance investment beyond 'discovery stage'
- Maiden gold resource in 2022 with pipeline of future targets



Capital Structure | Positioned for Strong Growth

TSXV	KG
Common Shares Outstanding	145.1M
Stock options	11.7M
Warrants	36.3M
Cash	\$4.1M
2022 Budget Secured	

Share Distribution



- Excellent opportunity for investors to obtain a position in an advanced, high-grade gold project, with significant discovery potential in a historically very active mining district

- Tight capital structure with material insider ownership from key players

¹ Note: Data as of January 20, 2021

² Source: Yahoo Finance

Management



Peter Tallman
President, CEO
& Director

Professional geologist with over 35 years of mining experience and 25 years of executive director-level experience.



Jasvir Kaloti
CFO

VP Corporate Finance for Fiore Management. Has been CFO for various major companies; Canada and international finance experience.



Gordon Keep

Professional geologist with 30 years experience in corporate finance, including Yorkton Sec VP Finance. Current CEO of Fiore Management.

Directors



Anne Labelle

Professional geologist and lawyer with 30 years experience in exploration and management. President, CEO and founder of Sterling Green Law Corp.



Steve Brunelle

30 years of exploration and management experience. Officer or Director of numerous TSX.V listed companies and developed Stingray Cu and Corner Bay Ag discoveries.



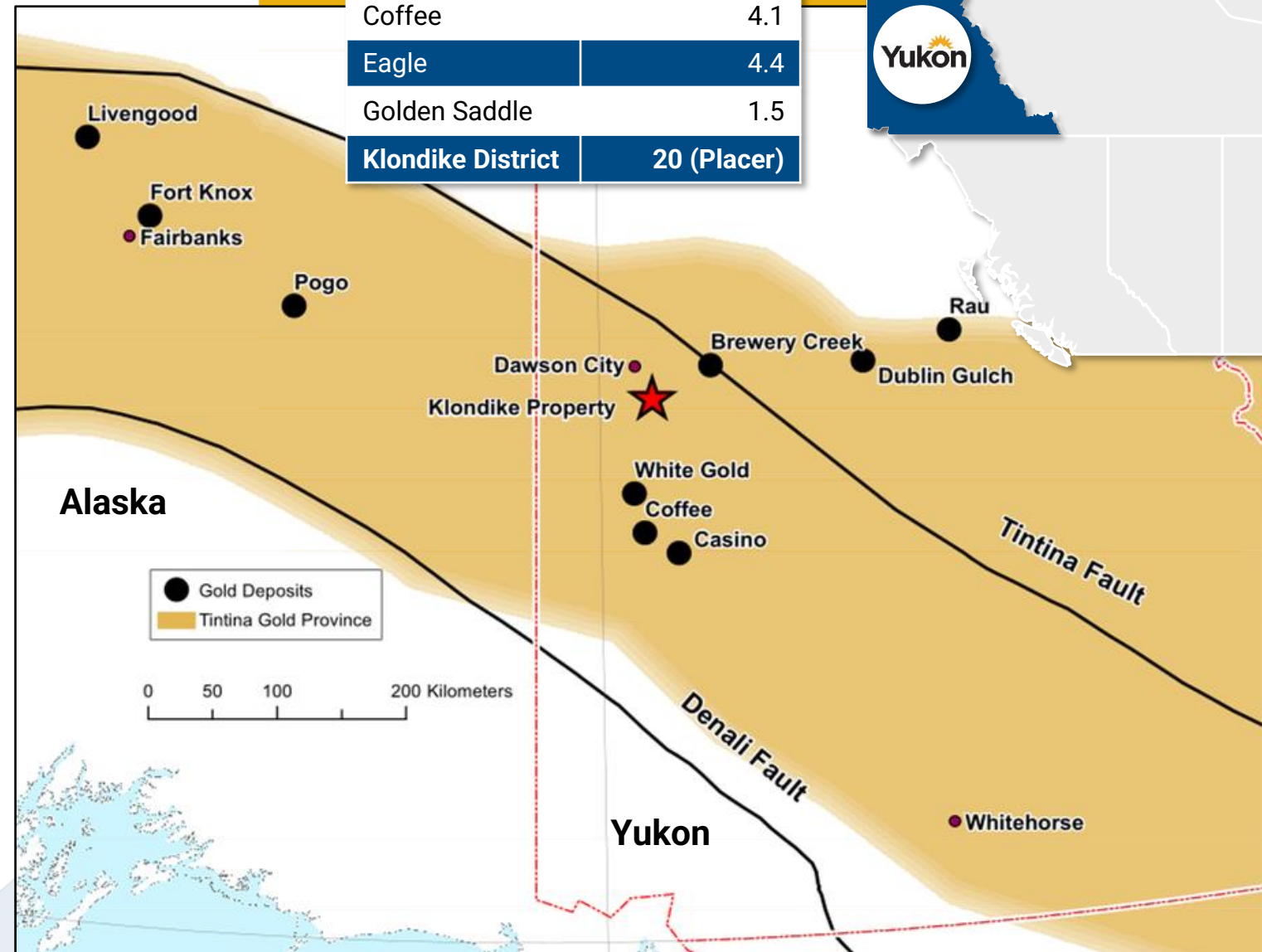
John Pallot

32 years of telecommunication experience. Executive Officer and/or Director of numerous resource issuers since 1993 (GT Gold, Windarra).

World-Class Mining District

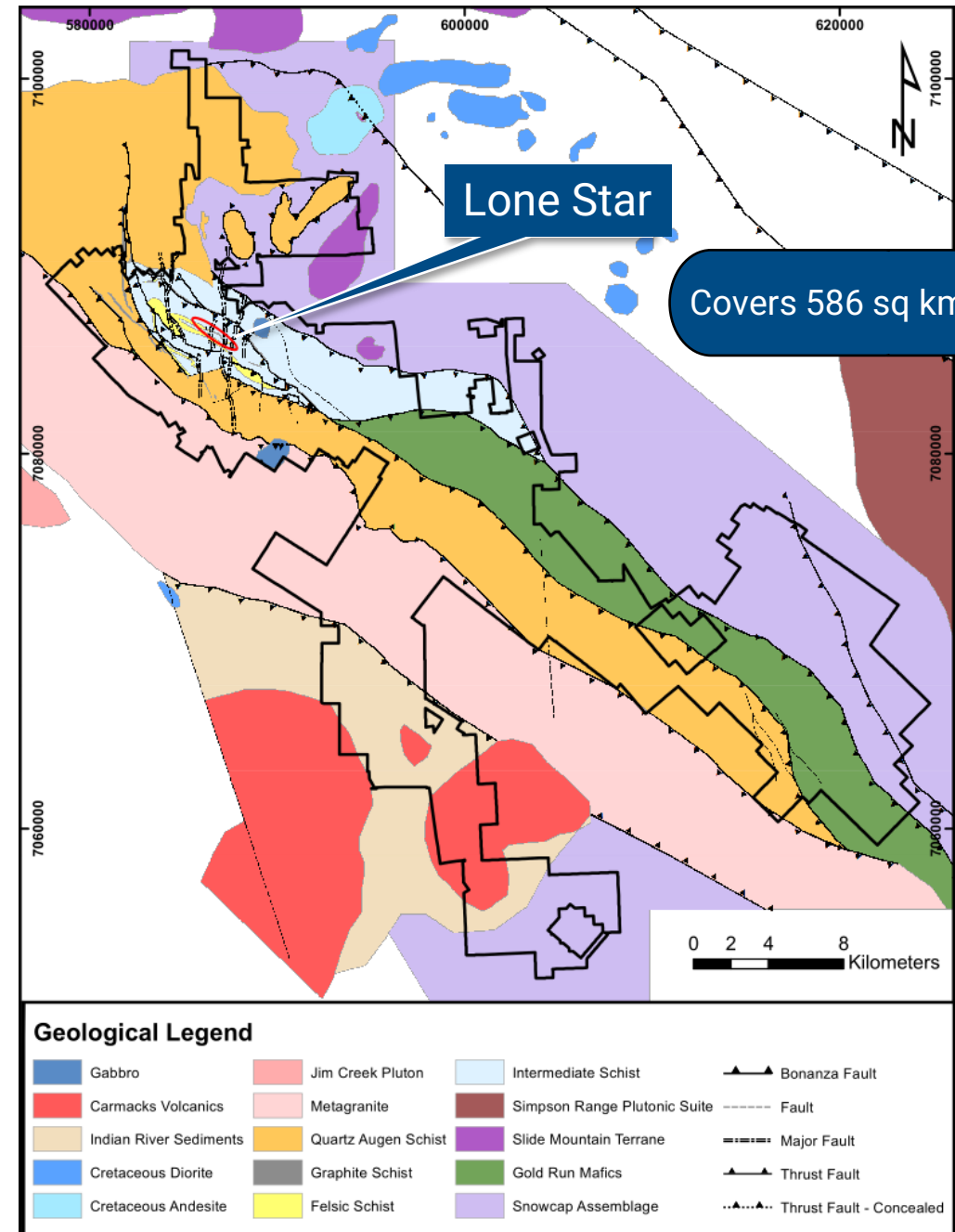
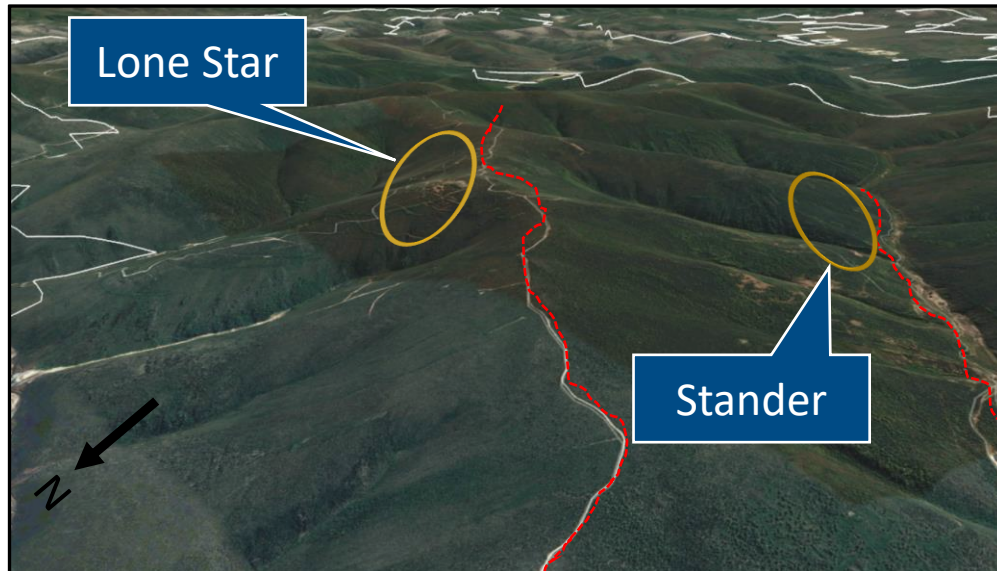
- Tintina gold province hosts several world-class gold deposits
- Numerous producing mines and advanced projects throughout the district
- Crustal-scale 1st order structures controlling gold mineralization creating world class orogenic deposit environment
- Crustal-scale faults now recognized at Lone Star: controls mineralization in the Klondike
- Supportive, safe and stable jurisdiction (mining an essential service)

Deposit	Ounces (Moz)
Pogo	7.6
Brewery Creek	1.5
Coffee	4.1
Eagle	4.4
Golden Saddle	1.5
Klondike District	20 (Placer)



Klondike District Project

- 20 Moz Au has been extracted from the Klondike District Property creeks between 1896 – present
- Largest ‘unexplained’ Au geochemical anomaly remaining on the planet. **Now Explained**
- Work (2015 -2021) has uncovered several multi-kilometer gold-bearing structural sources
- Resource delineation program in progress at Lone Star and Stander with target delivery of maiden resource in 2Q2022



Pipeline | Road to Discovery

2015

Initial Exploration

- Drill 19 holes; 14 hit visible gold including **76 g/t Au over 2.8 m**
- Discovery hole Stander Zone:
 - **5.3 g/t Au over 7.6 m**

2017

Testing Lone Star Zone

- Drill 70 holes
- Lone Star Zone: **2.4 g/t Au over 40.1 m**
- Recognition of Rabbit Creek Thrust and D₃/D₄ faulting

2019

High Grade Quartz Vein

- Drill 51 holes
- Stander Zone: **1009 g/t Au and 1036 g/t Ag over 1.0 m and 9.5 g/t Au over 9.0 m**

2021

NI 43-101 Geology Report

- Drill 63 holes
- Stander Zone: **1.5 g/t Au over 48 m**
- Lone Star Zone: **1.08 Au over 49.65 m**
- 2022 Planned resource drilling

2016

Disseminated Gold

- Drill 51 holes
- Stander Zone: **5.1 g/t Au over 14.3 m**
- Discovery hole Lone Star Zone:
 - **2.4 g/t Au over 37 m**

2018

Drilling and Structural

- Drill 87 holes
- Lone Star Zone: **1.0 g/t Au over 91 m; 6.1 g/t over 8.45 m**
- Geoscience surveys spanning Klondike District Property
- Gold Run: **1.2 g/t Au over 13.5 m**

2020

Resource Drilling

- Drill 52 holes
- Stander Zone: **7.6 g/t Au over 10.5 m**
- Lone Star Zone: **1.1 g/t Au over 61.1 m**

2021 Drilling Highlights

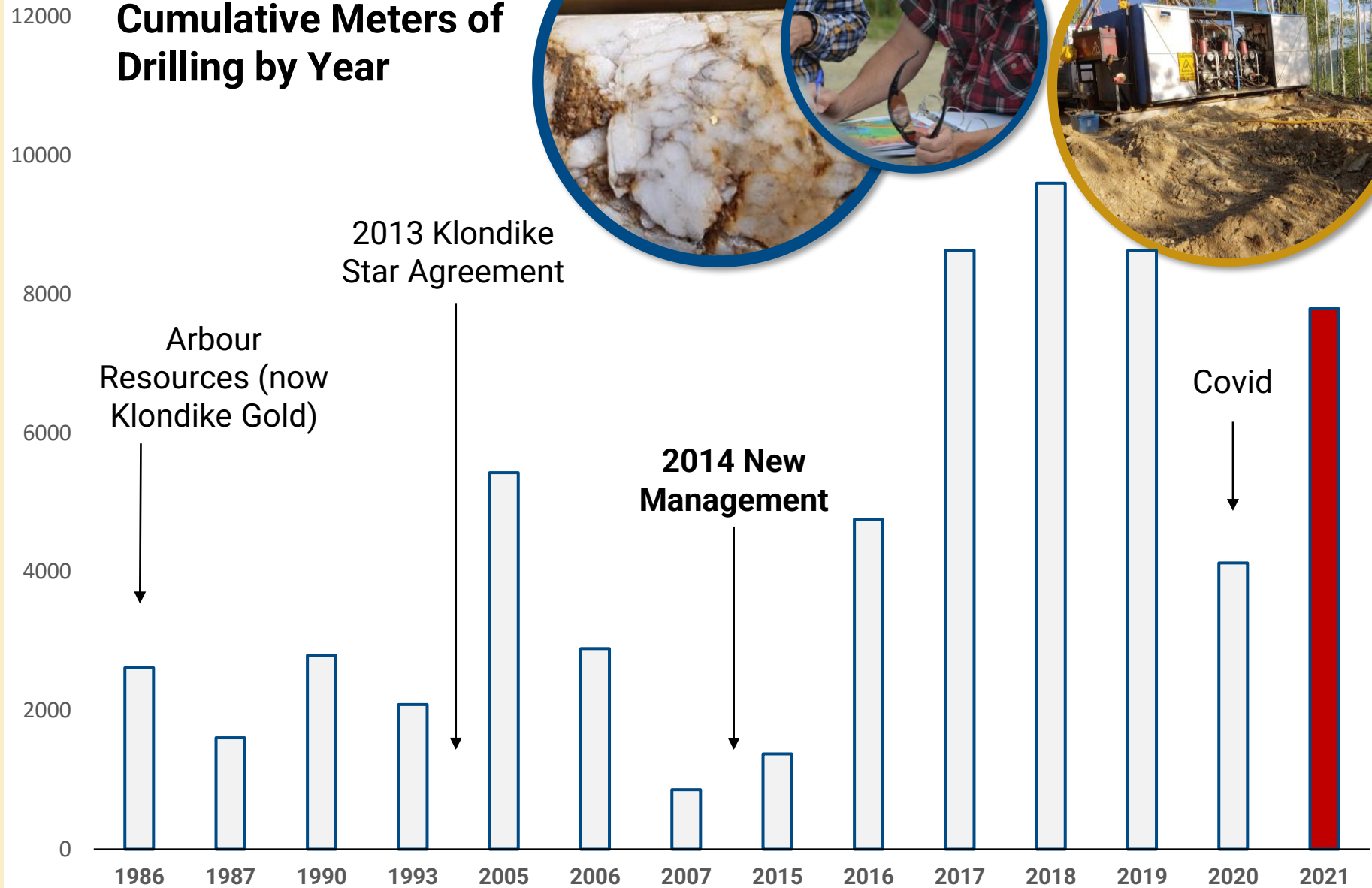
Infill and step out drilling at Lone Star continued to expand the zone to the NW and SE

Deep Au intersections at Lone Star:

- 214 meters from surface in LS21-402 at 58m at 0.62g/t
- 252 meters from surface in LS21-391 at 20m at 0.49g/t

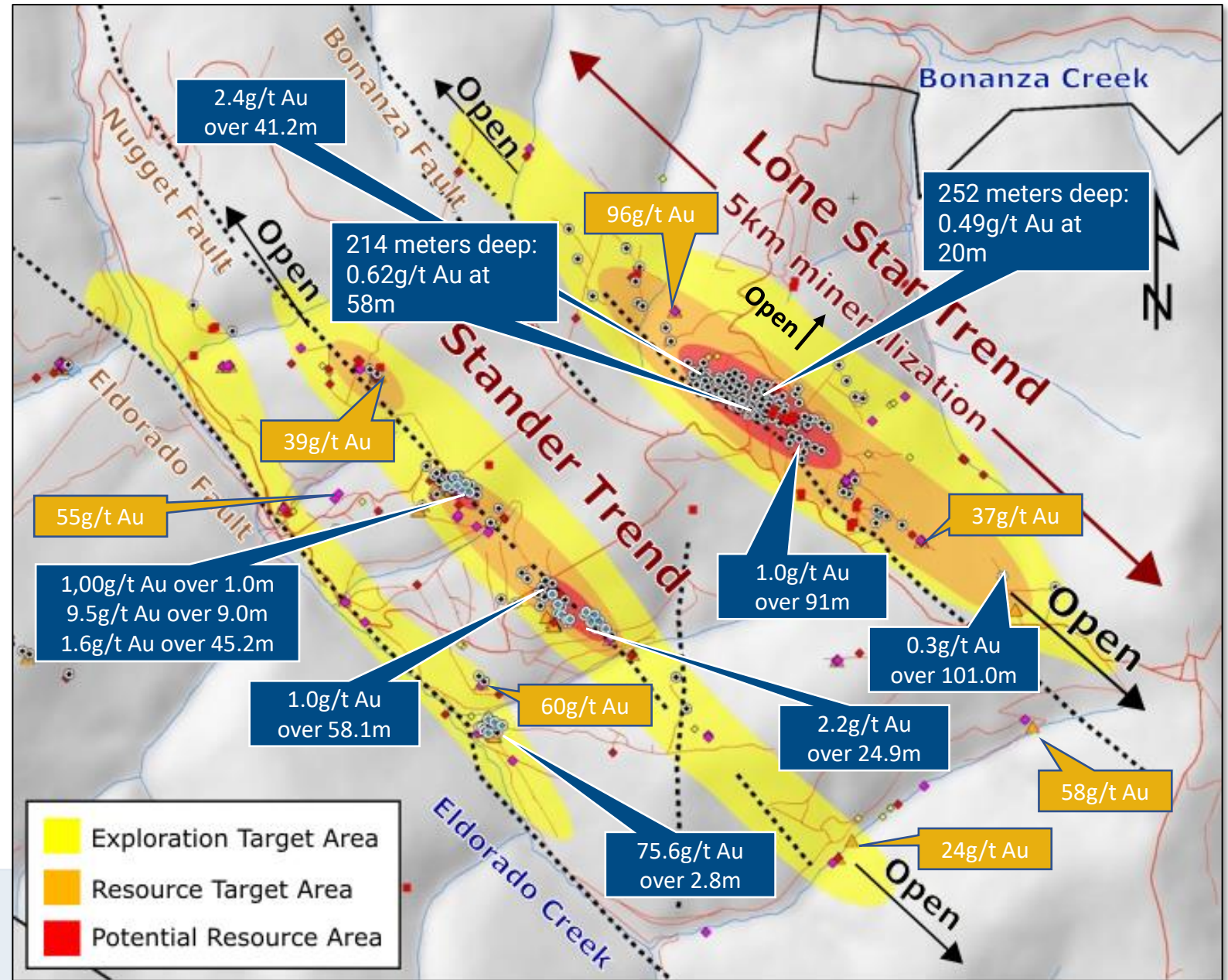
Step out holes in zones along the Stander Trend continued to prove consistent high-grade Au mineralization

Cumulative Meters of Drilling by Year

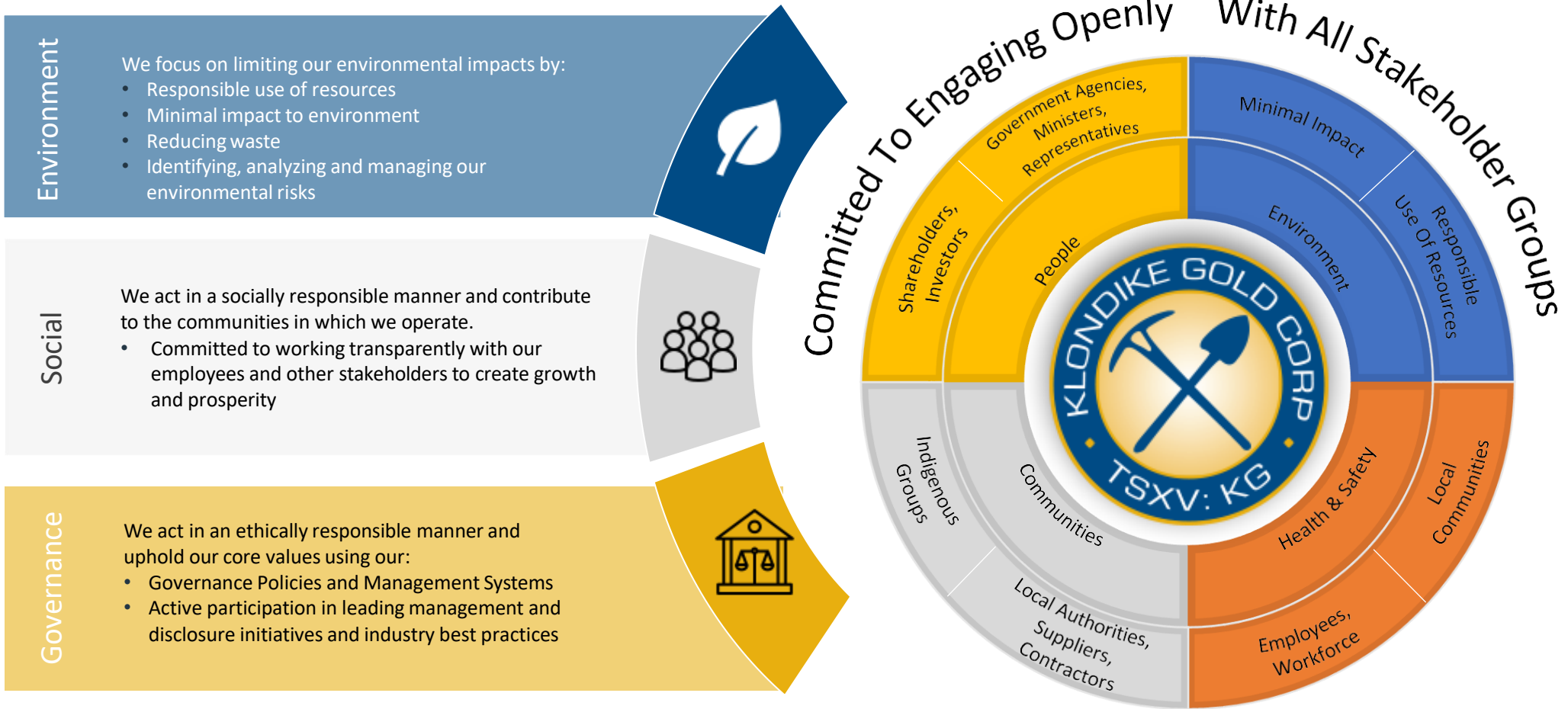


Excellent Expansion Potential

- Open laterally by continued testing of NW and SE extensions as well as downslope to the NNE
- Vein system subparallel to topography, potential downslope
- Recent deeper holes indicate potential at depth (up to 300 m)



Commitment | Governance, Social, Health, Environment



Pipeline of Targets

- **Lone Star Zone:** Resource target
- **Stander Zone:** Resource target

- **Virgin Target:**

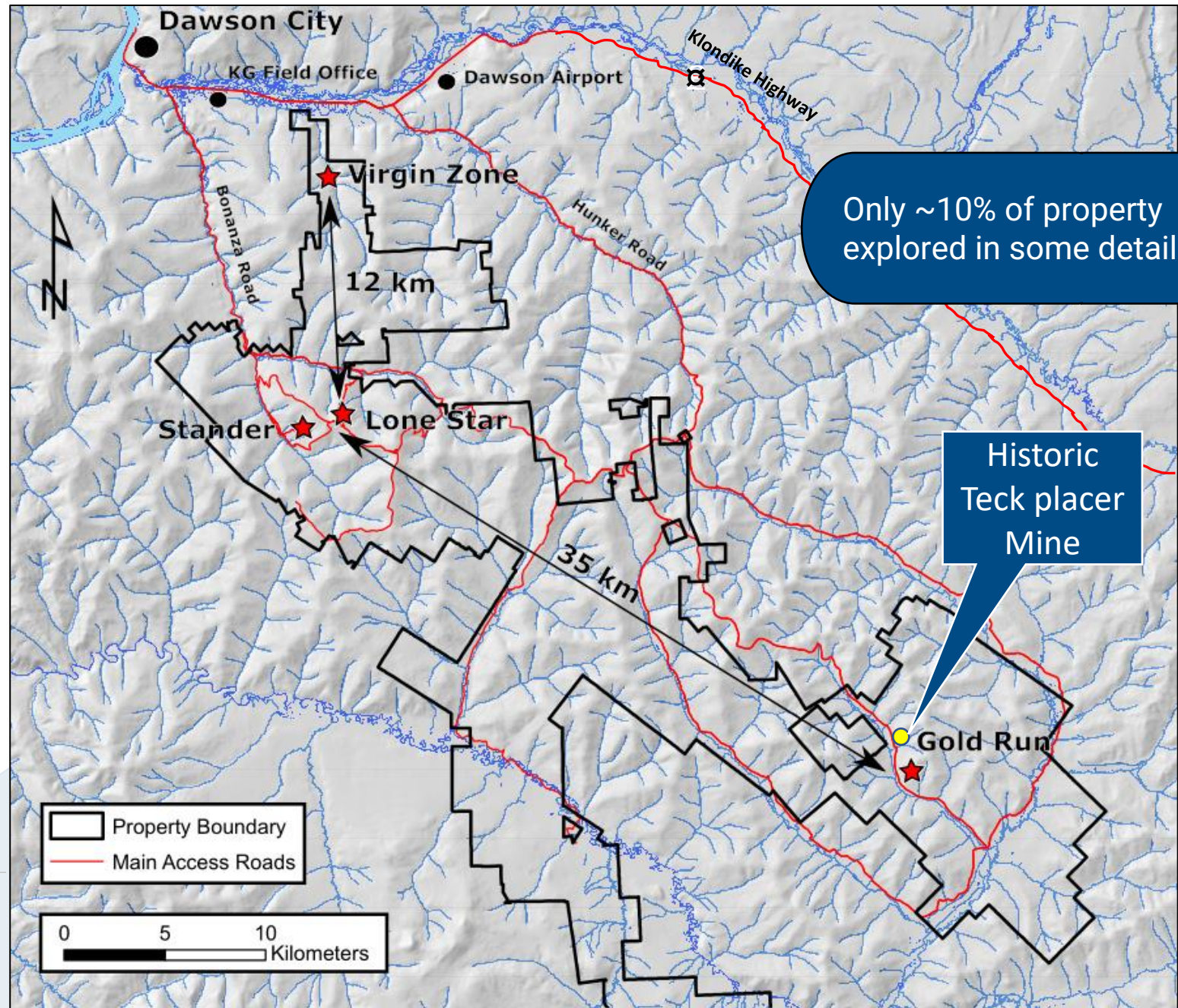
- Extensive U/G workings 1920-1958
- Stamp mill, electrified 1948
- 2+ km structure: 5 holes completed

- **Gold Run Target:**

- U/G workings 1920's, 1950's
- 4 drill holes in 2018, all with gold
- GR18-162: 1.2 g/t Au over 13.5 m



"Most profitable mine in company history"
(1981-1998: 25koz/yr)





INFRASTRUCTURE ADVANTAGE

- 20 km government-maintained road from Dawson City
- Proximity to Dawson power substation and Yukon e-grid
- Adjacent to airport
- On Klondike Highway
- Available mine equipment and skilled workers



Investment Highlights



- 01 Over-looked for 125 years. Multi-million-ounce gold potential.
Expansion potential both laterally and at depth
- 02 Valuation re-rate upon maiden resource estimate 2022
- 03 Pipeline of new drill targets, district-scale potential
- 04 Low strip ratio, infrastructure advantage, skilled labor, and strong stakeholder relationships



Klondike Gold Corp.

TSXV: KG | FRA: LBDP | OTCQB: KDKGF

2833 – 595 Burrard St. Vancouver BC, V7X 1J1
info@klondikegoldcorp.com
(604) 559-4440

